



Electrolux
PROFESSIONAL

Modular Cooking Range Line thermaline 85 - 100 mm Closed base, 1 Side

ITEM # _____

MODEL # _____

NAME # _____

SIS # _____

AIA # _____



588688 (MB3ACOA000) Closed Base, 100mm

Short Form Specification

Item No. _____

100 mm wide closed base compartment. Internal frame for heavy duty sturdiness in stainless steel. Flat surface construction, easily cleanable. IPX5 water resistant certification.
Configuration: One side operated freestanding base.

Main Features

- All major components may be easily accessed from the front.
- THERMODUL connection system creates a seamless work top when units are connected to each other thus avoiding soil penetrating vital components and facilitating the removal of units in case of replacement or service.
- Unit constructed according to DIN 18860_2 with 70 mm recessed plinth.
- Closed base compartment to be installed below modular top units.

Construction

- IPX5 water resistance certification.
- 2 mm top in 1.4301 (AISI 304).
- Flat surface construction with minimal hidden areas to easily clean all surfaces
- Internal frame for heavy duty sturdiness in stainless steel.

Optional Accessories

- Stainless steel side panel, 850x700mm, right side, against wall PNC 913003 ☐
- Stainless steel side panel, 850x700mm, left side, against wall PNC 913004 ☐
- Side reinforced panel only in combination with side shelf, for against the wall installations, right PNC 913261 ☐
- Side reinforced panel only in combination with side shelf, for against the wall installations, left PNC 913262 ☐
- Stainless steel dividing panel, 850x700mm, (it should only be used between Electrolux Professional thermaline Modular 85 and thermaline C85) PNC 913670 ☐
- Stainless steel side panel, 850x700mm, flush-fitting (it should only be used against the wall, against a niche and in between Electrolux Professional thermaline and ProThermetic appliances and external appliances - provided that these have at least the same dimensions) PNC 913686 ☐

APPROVAL: _____



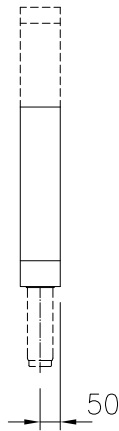
Experience the Excellence
www.electroluxprofessional.com



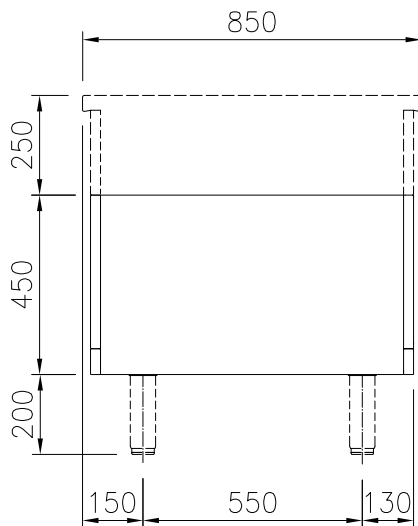
Electrolux
PROFESSIONAL

Modular Cooking Range Line thermaline 85 - 100 mm Closed base, 1 Side

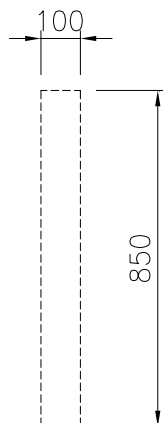
Front



Side



Top



Key Information:

External dimensions, Width:

588688 (MB3ACOA000) 100 mm

External dimensions, Depth: 850 mm

External dimensions, Height: 450 mm

Net weight: 9 kg

Modular Cooking Range Line
thermaline 85 - 100 mm Closed base, 1 Side

The company reserves the right to make modifications to the products
without prior notice. All information correct at time of printing.

2025.12.04